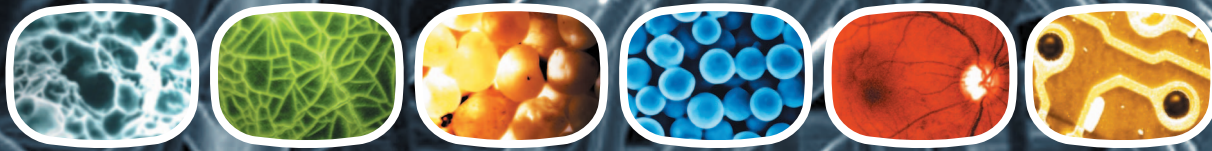


Aphelion

IMAGE PROCESSING
AND IMAGE ANALYSIS SOFTWARE
TO FACE NEW CHALLENGE



BIOLOGY / COSMETICS / GEOLOGY
INSPECTION / MATERIALS SCIENCE

METROLOGY
OBJECT RECOGNITION

PHARMACOLOGY / QUALITY CONTROL / REMOTE SENSING / ROBOTICS

SECURITY / TRACKING



IMAGE PROCESSING
AND IMAGE ANALYSIS SOFTWARE
TO FACE NEW CHALLENGE



BIOLOGY / COSMETICS / GEOLOGY
INSPECTION / MATERIALS SCIENCE

METROLOGY
OBJECT RECOGNITION

PHARMACOLOGY / QUALITY CONTROL
REMOTE SENSING / ROBOTICS

SECURITY / TRACKING

A HIGH-PERFORMANCE ENVIRONMENT FOR IMAGE ANALYSIS AND IMAGE UNDERSTANDING

APHELION™ is an image processing and quantitative image analysis software package, fully compatible with Windows™ environments, for rapid application prototyping, development of new imaging techniques, and training in computer vision.

APHELION benefits from 10 years of strategic partnership between two teams of experts from ADCIS S.A. (France) and Amerinex Applied Imaging, Inc. (USA). It offers, in an intuitive graphical user interface, the latest developments in mathematical morphology from the Ecole des Mines in Paris, the most innovative tools in shape recognition, classification, image understanding, and state-of-the-art image processing algorithms.

APHELION has successfully taken its place in the international market as the standard reference in image processing, image understanding, and image analysis. Research laboratories throughout the world perform their imaging work using the APHELION software.

POWER TOOLS FOR IMAGE PROCESSING AND IMAGE ANALYSIS

APHELION provides the world's most powerful image analysis tools in a comprehensive application package. It is used for rapid application development, solving complex applications, and deploying solutions in custom applications.

EASY APPLICATION DEVELOPMENT IN VISUAL BASIC, C++, OR DELPHI

APHELION is the only professional grade package to support custom applications by providing the power of its image analysis tools through easy to use libraries (provided as DLLs or ActiveX components). OEM's particularly value the ability to completely embed its functionality within their own applications.

QUANTITATIVE ANALYSIS

APHELION's powerful algorithms identify individual objects within an image and support quantitative analysis of those objects in calibrated units. It provides an intuitive interface for importing and exporting data to and from external applications.

3D IMAGE ANALYSIS

Three dimensional image analysis is available in APHELION. Other tools support the viewing of 3D images, but Aphelion is the only commercial grade package with the world's leading algorithms for 3D image processing and analysis.

SOFTWARE FOR COMPUTER VISION COURSES

Computer Vision courses with exercises for universities, laboratories, and engineering schools are available.

CUSTOMER'S SATISFACTION

APHELION has the best ratio of satisfied customers, and has been recognized as the best tool by imaging experts.



WHATEVER THE SENSOR YOU ARE USING, YOUR IMAGES REQUIRE THE BEST IMAGE ANALYSIS SOFTWARE


APHELION software supports extensive image capture systems:

- Frame grabber boards and video cameras*
- Digital cameras*
- Camcorders
- Scanners

Imports images from devices such as:

- Scanning electron microscopes
- Other digital microscopes
- Medical scanners

APHELION software can also fully automate your microscope and other digital systems.

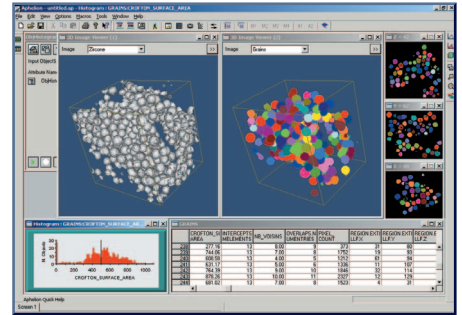


* Updated list available on our web site

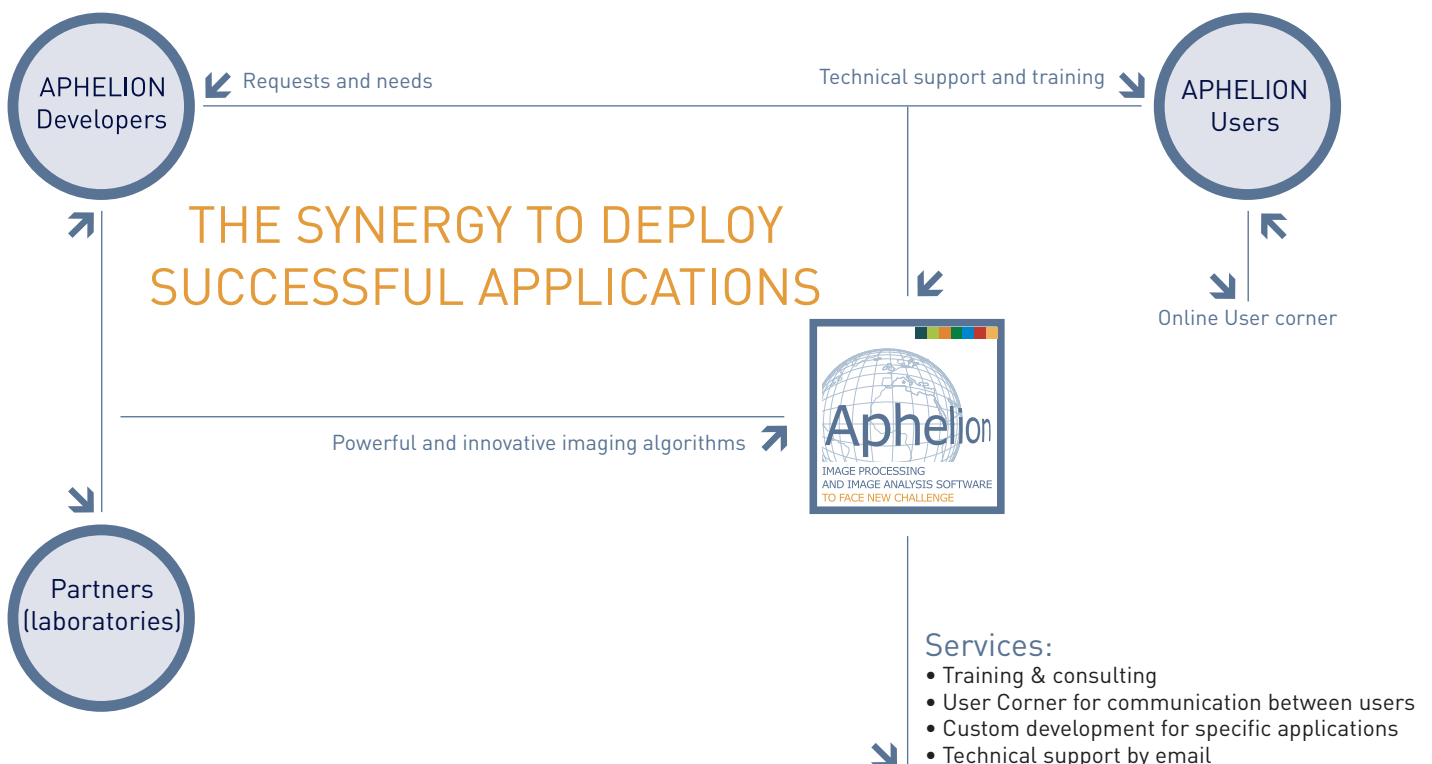
AN OPEN ENVIRONMENT FOR IMAGE PROCESSING

APHELION™ 'S VERSATILE GRAPHICAL USER INTERFACE ALLOWS USERS TO:

- Support TIFF, BMP, JPEG, and raw data images, with calibrated data in the image header
- Import 2D slices to generate 3D images
- Visualize one or many images while controlling all display parameters (such as size, aspect ratio, LUT, and contrast)
- Perform image processing tasks with just a few mouse clicks
- Record and execute Visual Basic compatible macro commands for quick prototyping with no programming required
- Compute shape, size, texture, and intensity measurements on segmented images
- Display measurements in spreadsheets, compute statistics, and plot measurement histograms while examining corresponding objects in images
- Perform individual processing and analysis on objects
- Log operator events and record them in a text file. The History window records events that occur from the start until the end of a working session.
- Access online Help including a User's Guide, Reference Guide, and multimedia demonstrations
- Display histograms, scatter plots, profiles, and surface plots of image and object data
- Manually classify mouse-specified objects and extract associated measurements
- Take advantage of advanced capabilities using optional modules for teaching and statistical recognition



PROVIDE THE BEST TOOLS AND EXPERTISE TO ITS USER COMMUNITY





Aphelion™

IMAGE PROCESSING
AND IMAGE ANALYSIS SOFTWARE
TO FACE NEW CHALLENGE

ORGANIZATIONS ALREADY USING APHELION™



3M (USA)
Arcelor (France)
Boeing Aerospace (USA)
CEA (France)
CNRS (France)
CSIRO (Australia)
Corning (France)
Dako (USA)
Dornier (Germany)
EADS (France)
Ecole de Technologie Supérieure (Canada)
FedEx (USA)
FAO, Defence Research Establishment (Sweden)
Ford (USA)

Framatome (France)
Halliburton (USA)
Hewlett-Packard (UK)
Hitachi (Japan)
Hoya (Japan)
Joint Research Center (Netherlands & Italy)
Kawasaki Heavy Industry (Japan)
Kodak Industrie (France)
Lilly (USA)
Lockheed Martin (USA)
Mitsubishi (Japan)
Nikon (Japan)
Nissan (Japan)
Pechiney (France)

Peugeot-Citroën (France)
Philips (France)
Procter & Gamble (USA)
Queen's College (UK)
Rolls Royce (UK)
SNECMA Moteurs (France)
Thales (France)
Toshiba (Japan)
University of Massachusetts (USA)
Unilever (UK)
US Navy (USA)
Volvo Aero Corporation (Sweden)
Xerox (USA)



PRODUCT DISTRIBUTION

Licensing: Single-user license & site license for end-users
Run-time licenses for OEMs
Downloadable from web

Standard package: APHELION™ Developer includes all the standard libraries available as DLLs & ActiveX components, development capabilities, and the graphical user interface

Optional modules: 3D Image Processing
3D Image Display
Recognition Toolkit
VisionTutor, a computer vision course including extensive exercises
Interface to a wide variety of frame grabber boards
Twain interface to control scanners and digital cameras
Video media interface
Interface to control microscope stages

ActiveX components: Extensive Image Processing libraries for automated applications.

- 2D and 3D image visualization
- Filtering Toolkit
- Edge Detection Toolkit
- Mathematical Morphology Toolkit
- Frequency Toolkit
- Segmentation Toolkit
- Image Editor
- Analysis Toolkit
- Recognition Toolkit
- Image Capture Toolkit
- Calibration Toolkit
- Overlay Toolkit

ADCIS S.A.
10, Avenue de Garbsen
14200 Hérouville Saint-Clair – France
Phone: +33 2 31 06 23 00
Fax: +33 2 31 06 23 09
www.adcis.net



Distributor:

